

ultraPLAY

first  
play™

Developmentally  
Appropriate  
Indoor & Outdoor  
Play for Children  
under Two Years Old



First Play complies with national commercial safety standards to help meet licensing and accreditation requirements.

# What makes



## the perfect play solution?

The makers of First Play have little ones too, and we want only the best and most stimulating play activities to enrich the play and learning experiences of young children. Children under the age of two are growing at a rapid rate, and it is through play that they absorb the world around them. First Play provides a variety of rich sensory opportunities to help promote best practices to meet licensing and accreditation requirements for early childhood.

### Use Indoors or Out in Early Childhood Settings

Meets professional early childhood play standards indoors and out.



Durable materials are appropriate for full-time outdoor use.

### Choose ComfyTuff or Coated Steel Decks

ComfyTuff coated foam can be left outside, is mold/mildew resistant, and is soft for crawlers and toddlers.



Steel decks offer the same quality as traditional playground decks. Plastic coating softens the edges and helps regulate temperature.

### Excellent Solution for Early Education Centers

Configurable options are perfect for early childhood centers with limited space.




All surfaces are easy to clean when used indoors or out.

First Play complies with national commercial safety standards to help meet licensing and accreditation requirements.

**Featuring Exclusive ComfyTuff Platforms**

Durable & Weather Resistant Polyurethane Skin

Polyurethane Foam Interior



# Crawl & Toddle

featuring Blue **ComfyTuff** Platform

Playful: UP130 Natural: UP131

Dimensions: 56" L x 42" W x 33" H

Use Zone: 10' 8" x 9' 6" Capacity: 8 children

\*Surface-Mount and Inground packages sold separately.



Front View

Exclusive ComfyTuff surface provides extra comfort for little hands and knees but is durable enough for the outdoors.

Top View



Combines three ways to crawl and climb with creative and fun elements of development for children under two. Children will love to play and discover with their friends while learning concepts such as cause-and-effect and gaining confidence with gross and fine motor skills. Handholds are placed throughout to provide support for new walkers and cruisers.



Spinning Shapes and Gears develop fine motor skills



Cruise Rail for practicing walking and standing



Bubble Panel facilitates teacher and peer interaction



Mirror inspires self-discovery and recognition

**Color Options:**



Visual Wheel for sensory stimulation



Ideal for indoor or outdoor play areas

Playful: UP130 (Back View)

\*Not for installation over hard surfaces such as concrete, asphalt, or packed earth. Refer to ASTM F2373 for public and supervised surfacing and use zone requirements. ASTM F2373 is available for purchase at [www.astm.com](http://www.astm.com).



# Crawl & Toddle

featuring **Coated Steel Platform**

Playful: UP132 Natural: UP133

Dimensions: 62" L x 44" W x 33" H

Use Zone: 11'2" x 9'8" Capacity: 8 children

*\*Surface-Mount and Inground packages sold separately.*



Natural: UP133 (Back View)

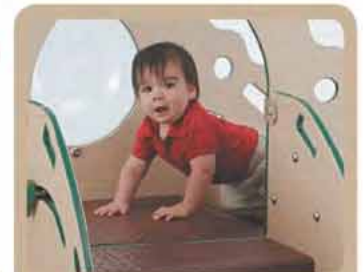


Front View



Top View

Crawl & Toddle with Standard Platform combines creative and fun elements of development for children under two: Cruise Rail, Spinning Shapes and Gears, Bubble Panel, Visual Wheel, three ways to climb including stairs and a ramp. Handholds are placed throughout to provide support for new walkers and cruisers.



Same age-appropriate activities as the Crawl & Toddle featuring ComfyTuff, but with traditional playground deck platforms.



### Color Options:

Playful



Coated Steel Deck

Natural



Coated Steel Deck



**Coated Steel** helps regulate tempera

Explore...  
Play...  
Learn

# Cruise-a-Long

featuring **Coated Steel** Platform

Playful: UP138 Natural: UP139

Dimensions: 62"L x 25"W x 33"H

Use Zone: 8'1" x 11'2" Capacity: 6 children

\*Surface-Mount and Inground packages sold separately.

The Cruise-a-Long carries the same great benefits as the Crawl & Toddle; with two access points instead of three. Perfect for slightly smaller spaces.



Natural: UP139 (Front View)

Color Options:



Top View



## Blue ComfyTuff Platform Option

Playful: UP136 Natural: UP137

Dimensions: 56"L x 30"W x 33"H

Use Zone: 10'6" x 8' Capacity: 6 children

\*Surface-Mount and Inground packages sold separately.



Playful: UP136 (Back)



Top View

Color Options:



\*Not for installation over hard surfaces such as concrete, asphalt, or packed earth. Refer to ASTM F2373 for public and supervised surfacing and use zone requirements. ASTM F2373 is available for purchase at [www.astm.com](http://www.astm.com).



Perfect for little legs and hands with age appropriate activities to promote fine and gross motor skills.



# Learn-a-Lot

Play Station & Sensory Wall

Variety is essential during early childhood. The Learn-a-Lot provides children with opportunities for learning, exploration, and engagement through rich multi-sensory experiences. For use indoors or out, it provides a perfect addition to any play space. The Learn-a-Lot can be configured in a square or zig-zag depending on preference. With so many options, young children will discover something new each day.

Playful: UP142 Natural: UP143 Dimensions: 74"L x 79"W x 24"H

Use Zone: 12'2" x 12'7" Capacity: 16 children

*\*Surface-Mount and Inground packages sold separately.*

Children enjoy self-exploration and self-recognition with shatter-proof, non-glass mirrors

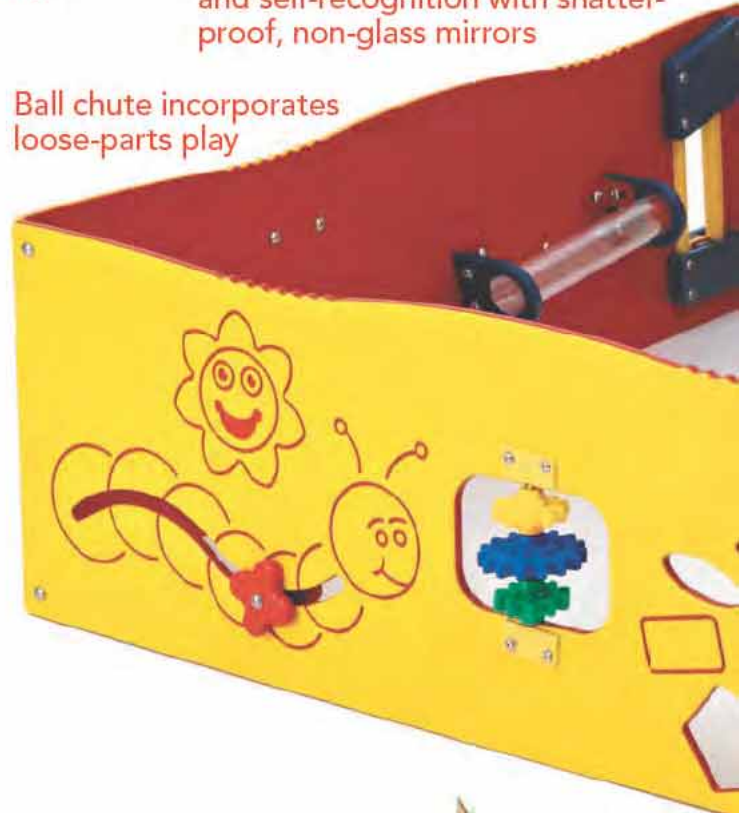


A variety of cause and effect activities designed to promote fine motor skills



Auditory experiences with music

Ball chute incorporates loose-parts play



Versatile design is easily rearranged to meet your needs and to provide variety for users




Cozy spots encourage social interactions and dramatic play



Colored windows provide a unique visual-sensory experience while learning about colors



Explore shapes, sizes, and objects



*\*Not for installation over hard surfaces such as concrete, asphalt, or packed earth. Refer to ASTM F2373 for public and supervised surfacing and use zone requirements. ASTM F2373 is available for purchase at [www.astm.com](http://www.astm.com).*



Only two adults needed to configure. Necessary tools are provided.



# The Big Outdoors

The Big Outdoors allows young tots to recognize familiar objects from their own backyard. With recycled deck slats for flooring, the Big Outdoors provides a unique venue for exploring.



**Playful:** UP146 (Colors as shown) **Dimensions:** 81" L x 40" W x 27" H

**Use Zone:** 9'4" x 12'9" **Capacity:** 16 children

*\*Surface-Mount and Inground packages sold separately.*

## Developmental Benefits Include:

- Object Recognition
- Expressive/Receptive Language Skills
- Cause-and-Effect
- Fine Motor Skills
- Gross Motor Skills
- Dramatic Play

Front View

Game piece with beads inside for cause and effect sounds



Rabbit and Carrots

Squirrel and Acorns




Spinning Apples



Spinning Flowers



Mirror



Dog House with Peek-a-Boo Window

See more online at [ultraplay.com](http://ultraplay.com)


**ultraPLAY**

A PLAYCORE Company

1675 Locust Street, Red Bud, IL 62278  
call **800.458.5872**

© 2011, UltraPlay®, A PlayCore® Company

Back View



Mailbox and Flag

Spinning Spring Flowers